

6M11

Variable Speed Engine



Customer benefits

Optimized for Variable Speed: Delivers efficient performance across a wide range of operating speeds for both stationary and mobile applications.

Effortless Maintenance: Minimizes downtime with easy access to service.

Fuel Versatility: Engineered to handle the realities of varying fuel quality.

Unmatched Peace of Mind: Backed by a best-in-class warranty of 2 years / 2500 working hours for peace of mind.

Engine Model	Rated Power	Peak Torque	Displacement	Cylinders	Voltage	Aspiration	Coupling		Throttle
							FWH	FW	
6M11V2D0	150 kW@2200 rpm	823 Nm@ 1100 rpm	6.8L	L6	12V	T/A-A	SAE3	11.5"	Mechanical
6M11V4D0	180 kW@2200 rpm	900 Nm@ 1400 rpm	6.8L	L6	12V	T/A-A	SAE3	11.5"	Mechanical

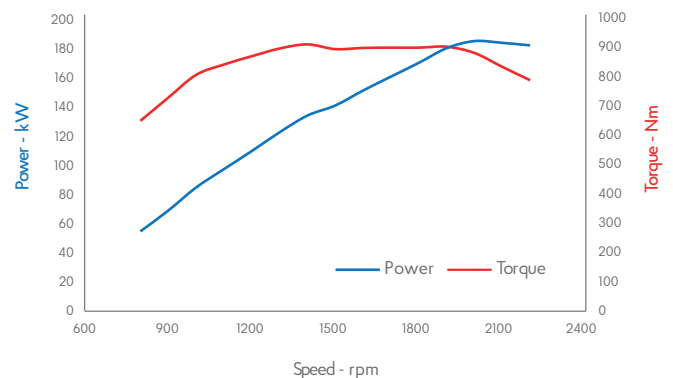
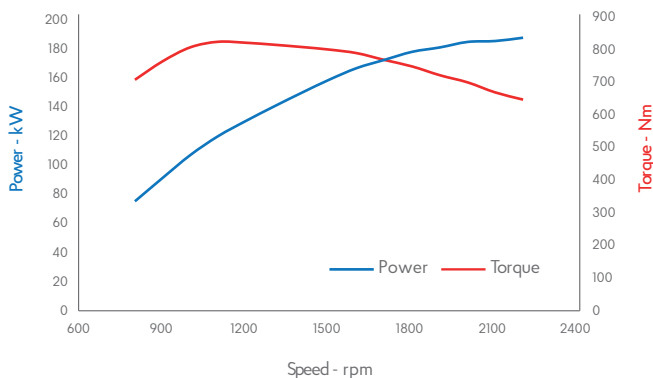
NA=Natural Aspirated, T=Turbocharged, T/A-A=Turbocharged & Air to Air aftercooled, T/A-W=Turbocharged & Air to Water aftercooled

6M11V2D0 - Torque Curve


rpm	Nm	kW
2200	645	149
2100	667	147
2000	698	146
1900	720	143
1800	747	141
1700	767	136
1600	788	132
1500	799	126
1400	807	118
1300	814	111
1200	820	103
1100	823	95
1000	806	84
900	763	72
800	706	59

6M11V4D0 - Torque Curve

rpm	Nm	kW
2200	779	179
2100	824	181
2000	871	182
1900	892	178
1800	889	168
1700	889	158
1600	888	149
1500	884	139
1400	900	132
1300	886	121
1200	860	108
1100	832	96
1000	797	83
900	720	68
800	642	54



Dimensions and dry weight



Standard equipment

Engine and block

Cast iron gantry type structure block
 One-piece forged crankshaft
 Separate cast iron cylinder heads and wet liners
 Aluminum alloy pistons with oil cooling gallery

Cooling system

Radiator and hoses supplied directly mounted on the engine
 Thermostatically-controlled system with belt driven coolant pump & pusher fan

Lubrication system

Flat bottom large capacity oil pan
 Spin-on full-flow lube oil filter

Fuel system

Optimum performance and efficient use of fuel for continuous duty
 Duplex fine filter for better efficiency

Air intake and exhaust system

Special rear mounted air filter with restriction indicator
 Exhaust manifold shield for heat isolating