




12M26.3

IMO III EPA4

Marine propulsion engine



Number of cylinders	12
Bore and stroke (mm)	150 X 150
Total displacement (L)	31.8
Cylinders	V12
Engine rotation	counter clockwise
Idle speed	650
Flywheel housing	SAE 0
Flywheel	18"

Rated power - Fuel consumption

Duty	kW	HP	RPM	Fuel consumption			IMO	EPA	EU
				Optimum value	Rated power				
				g/kWh	g/kWh	l/h			
P1	883	1201	1800	200/214	200/217	210/228	III	4	Stage V
P2	1030	1400	2100	199/200	205/223	251/273	III	4	Stage V
	1103	1500	2200	200/200	210/229	275/300	III	4	Stage V
P3	1214	1651	2300	205/217	209/230	301/333	III	4	Stage V

IMO II / EPA 3 versions are available without ATS

	P1	P2	P3
Application	Unrestricted Continuous	Continuous	Intermittent
Engine load variations	Very Little To None	Continuous	Important
Average Engine load factor	80-100%	30-80%	60%
Annual working time	More Than 5000 H	3000 -5000 H	1000 - 3000 H
Time at full load	Unlimited	8h Each 12h	2h Each 12h

P1 Continuous Duty

- Deep sea trawlers
- Shrimps trawlers
- Sea going tug boats
- River tug boats
- Push boats
- Freighters
- Dredges
- LCT
- Ferries

P2 Heavy Duty

- Deep sea trawlers
- Shrimps trawlers
- Sea going tug boats
- River tug boats
- Push boats
- Freighters
- Dredges
- LCT
- Ferries

P3 Intermittent Duty

- Seasonal passenger vessels
- Fishing boats
- Pilot boats
- Commercial pleasure boats
- Pump boats
- Displacement sailboats
- Trawlers
- Bow thrusters

P4 Light Duty

- Private pleasure boats
- Multi-hull pleasure boats
- Survey or rescue fast vessels
- Military fast vessels.


P5 High performance Duty

- Private pleasure boats
- Multi-hull pleasure boats

Baudouin's Engine DNA: Genuine Marine Power, Efficiency & Reliability

Our genuine marine engine design is specifically engineered for marine applications, ensuring durability, performance, and seamless integration in the most demanding environments. Designed for easy maintenance, our engines feature individual cylinder heads, allowing for quick servicing and minimal downtime to ensure uninterrupted operations. Built with key components made from highly durable materials, our engines guarantee long-term reliability and endurance in every condition.

Dimensions and dry weight (mm/kg)



Model	L (mm)	W (mm)	H (mm)	Weight (Kg)
ENGINE ALONE	2501	1367	1487	3350
WITH SCR	3056/3056	1782/1556	2120/2085	+2x193
WITH STAGE V	4164/7538/4015	1615/1476/1475	3195/2202/3771	+580

Adaptable Configurations



Standard equipment

Cooling System

Two - stage cooling circuit with built - in HT thermostatic valve
Integrated fresh water expansion tank
High efficiency tubular heat exchanger
Gear driven centrifugal raw water pump
Self priming raw water pump with bronze impeller

Lubrication System

Full flow lube oil filters duplex type
Fresh water cooled lube oil heat exchanger

Fuel System

Common-rail electronic injection
High pressure pump with shielded high pressure injection rail and pipes
Fuel oil filter duplex type

Intake Air and Exhaust System

Double flow raw water cooled intake air heat exchanger module
High efficiency dry turbocharger with ball bearing technology

Electrical System

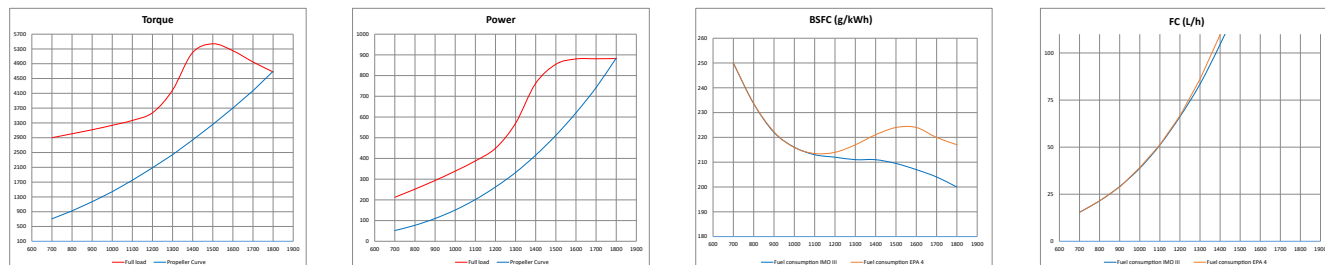
Voltage: 24V DC insulated
Electrical starter
190A battery alternator

Optional Equipment

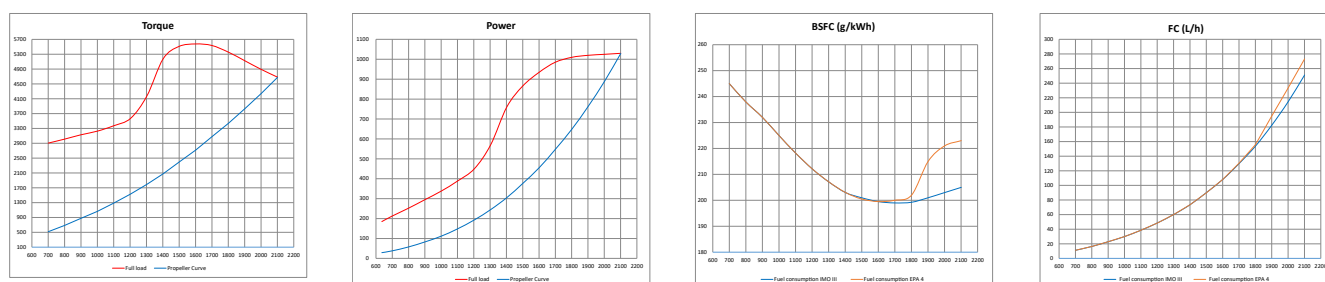
External fuel pre-filter with water separator
Keel cooling
Additional pulley
Electric drain system
Front PTO
Circuit breaker
Live PTO
Elastic pads
Close crankcase ventilation
Air starter

Performance

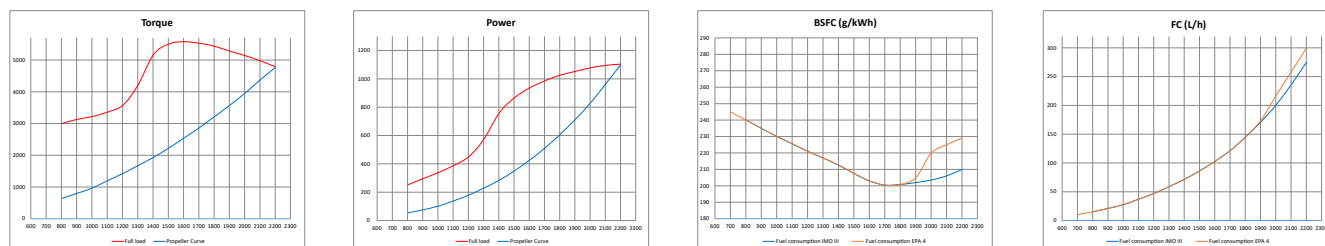
P1 883kW - 1800rpm



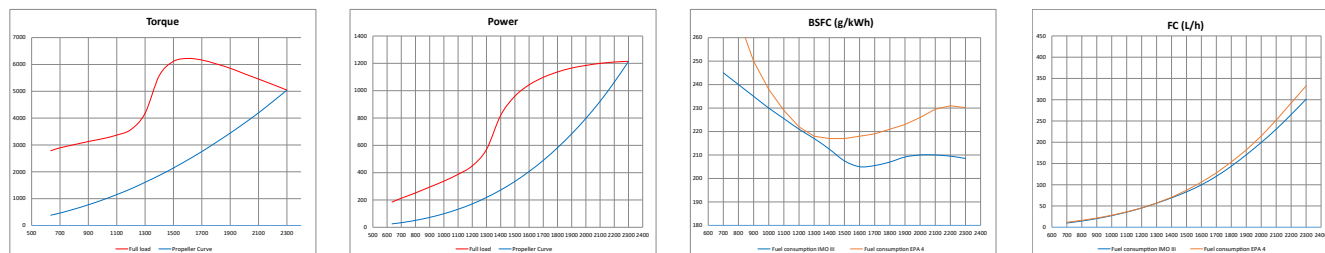
P2 1030kW - 2100rpm



P2 1103kW - 2200rpm



P3 1214kW - 2300rpm



Power definition

(Standard ISO 3046-1:2002)

Reference conditions

Ambient temperature	25°C / 77°F
Barometric pressure	100 kPa
Relative humidity	30%R
Raw water temperature	25°C / 77°F

Fuel oil

Relative density	0,840 ± 0,005
Lower calorific power	42 700 kJ/kg
Consumption tolerances	+/- 5%
Inlet limit temperature	35°C / 95°F

Our ratings also comply with classification societies maximum temperature definition without power derating.

Ambient temperature	45°C / 113°F
Raw water temperature	32°C / 90°F