




# 12M26.3 IMO II EPA3

Common rail injection



Number of cylinders	12
Bore and stroke (mm)	150 X 150
Total displacement (L)	31.8
Cylinders	V12
Engine rotation	counter clockwise
Idle speed	650
Flywheel housing	SAE 0
Flywheel	18"

## Rated power - Fuel consumption

Duty	kW	HP	RPM	Fuel consumption (IMO/EPA)			IMO	EPA	EU
				Optimum value	Rated power				
				g/kWh	g/kWh	l/h			
P1	883	1201	1800	200/214	200/217	210/228	II	3 (REC)	-
P2	972	1322	1800	200	200	231	II	N/A	-
P2	1030	1400	2100	203/217	205/223	251/273	II	3 (REC)	-
P2	1103	1500	2200	206/220	210/229	274/299	II	3 (REC)	RCD2
P3	1215	1652	2300	203/217	209/230	301/332	II	3 (REC)	RCD2

NB: IMO III / EPA 4 / Stage V versions are also available with ATS

	P1	P2	P3
Application	Unrestricted Continuous	Continuous	Intermittent
Engine load variations	Very Little To None	Continuous	Important
Average Engine load factor	80-100%	30-80%	60%
Annual working time	More Than 5000 H	3000 -5000 H	1000 - 3000 H
Time at full load	Unlimited	8h Each 12h	2h Each 12h

### P1 Continuous Duty

- Deep sea trawlers
- Shrimps trawlers
- Sea going tug boats
- River tug boats
- Push boats
- Freighters
- Dredges
- LCT
- Ferries

### P2 Heavy Duty

- Deep sea trawlers
- Shrimps trawlers
- Sea going tug boats
- River tug boats
- Push boats
- Freighters
- Dredges
- LCT
- Ferries

### P3 Intermittent Duty

- Seasonal passenger vessels
- Fishing boats
- Pilot boats
- Commercial pleasure boats
- Pump boats
- Displacement sailboats
- Trawlers
- Bow thrusters

### P4 Light Duty

- Private pleasure boats
- Multi-hull pleasure boats
- Survey or rescue fast vessels
- Military fast vessels.


### P5 High performance Duty

- Private pleasure boats
- Multi-hull pleasure boats

## Baudouin's Engine DNA: Genuine Marine Power, Efficiency & Reliability

Our genuine marine engine design is specifically engineered for marine applications, ensuring durability, performance, and seamless integration in the most demanding environments. Designed for easy maintenance, our engines feature individual cylinder heads, allowing for quick servicing and minimal downtime to ensure uninterrupted operations. Built with key components made from highly durable materials, our engines guarantee long-term reliability and endurance in every condition.

## Dimensions and dry weight (mm/kg)



## Standard equipment

### Cooling System

Two - stage cooling circuit with built - in HT thermostatic valve  
Integrated fresh water expansion tank  
High efficiency tubular heat exchanger  
Gear driven centrifugal raw water pump  
Self priming raw water pump with bronze impeller

### Lubrication System

Full flow lube oil filters duplex type  
Fresh water cooled lube oil heat exchanger

### Fuel System

Common-rail electronic injection  
High pressure pump with shielded high pressure injection rail and pipes  
Fuel oil filter duplex type

### Intake Air and Exhaust System

Double flow raw water cooled intake air heat exchanger module  
High efficiency dry turbocharger with ball bearing technology

### Electrical System

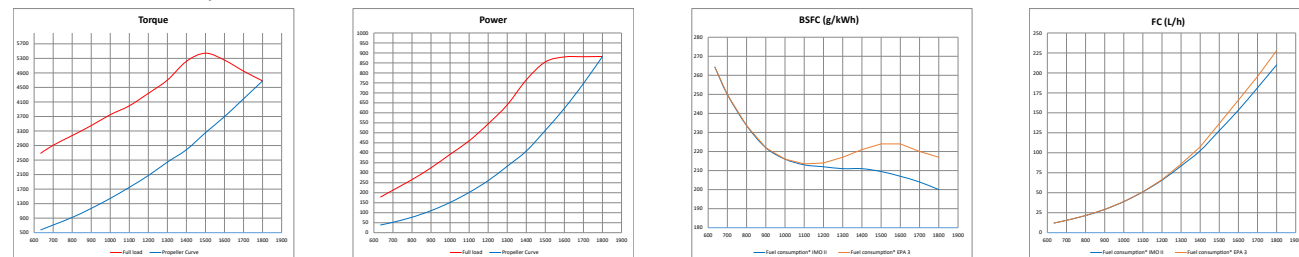
Voltage: 24V DC insulated  
Electrical starter  
190A battery alternator

### Optional Equipment

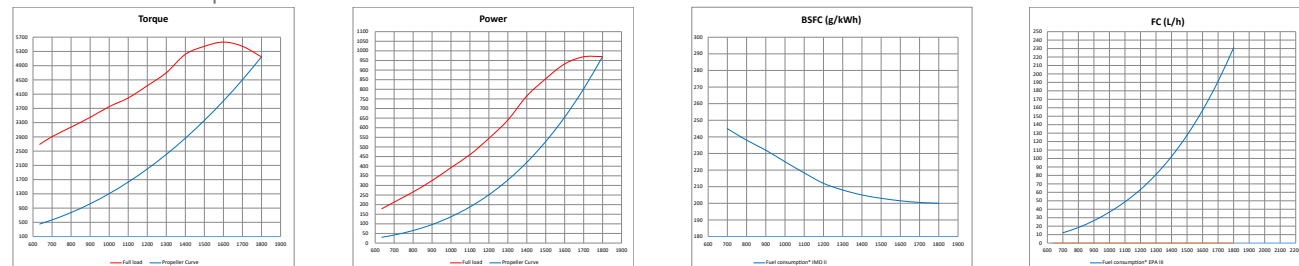
External fuel pre-filter with water separator	
Keel cooling	Live PTO
Additionnal pulley	Elastic pads
Electric drain system	Close crankcase ventilation
Front PTO	Exhaust system 2 in 1
Circuit breaker	Air starter

## Performance

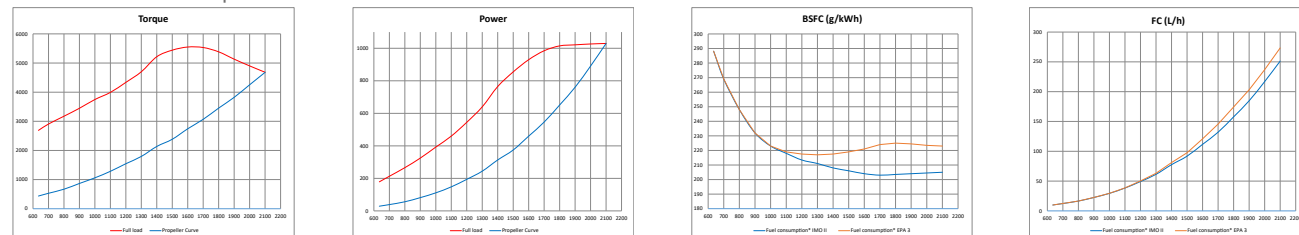
P1 883kW - 1800rpm



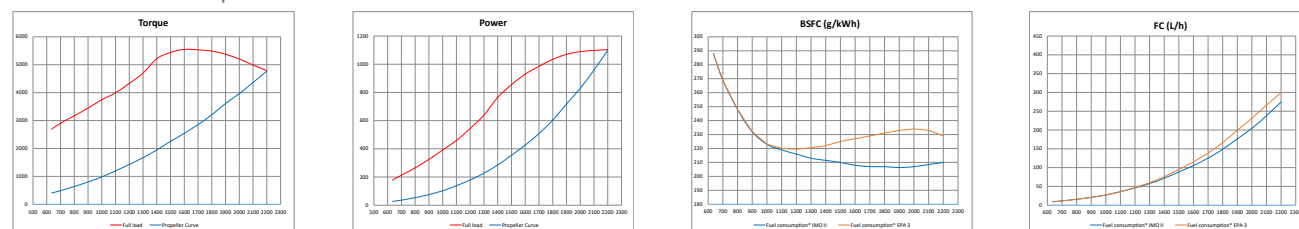
P2 972kW - 1800rpm



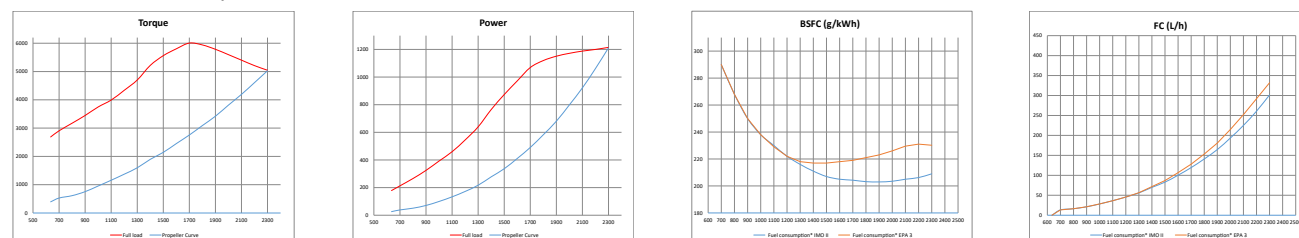
P2 1030kW - 2100rpm



P2 1103kW - 2200rpm



P3 1215kW - 2300rpm



## Power definition

(Standard ISO 3046-1:2002)

## Reference conditions

Ambient temperature	25°C / 77°F
Barometric pressure	100 kPa
Relative humidity	30%R
Raw water temperature	25°C / 77°F

## Fuel oil

Relative density	0,840 ± 0,005
Lower calorific power	42 700 kJ/kg
Consumption tolerances	+5%
Inlet limit temperature	35°C / 95°F

**Our ratings also comply with classification societies maximum temperature definition without power derating.**

Ambient temperature	45°C / 113°F
Raw water temperature	32°C / 90°F