


PowerKit Engine 6M33 Series

General Specifications

Bore & Stroke	150x185 mm
Displacement	19.6 L
Cylinder Number	6
Compression Ratio	15:1
Fuel System	Mechanical Pump
Governor	Electronic
Aspiration	TA
Emission Standard	EU Stage II



Engine Speed	Engine Output		Typical Generator Output (ESP)
	Prime(PRP)	Standby(ESP)	
RPM	kWm	kWm	kWe/kVA
1500	520	572	528/660
1500	575	633	572/715

Engine Speed	Engine Output		Typical Generator Output(ESP)
	Prime(PRP)	Standby(ESP)	
RPM	kWm	kWm	kWe/kVA
1800	575	633	575/720
1800	610	670	600/750

Standard Equipment

Engine and block

- Cast-iron cylinder block with inspection door per cylinder
- Cast iron cylinder liners, wet type and replaceable valves guides and seats
- Separate cast iron cylinder heads equipped with 4 valves
- Hardened steel forged crankshaft with induction hardened journals crankpins and radius
- Lube oil cooled light alloy pistons with high performance piston rings

Cooling system

- Thermostatically-controlled system with belt driven coolant pump and pusher fan

Lubrication system

- Full flow screw able oil filters
- Lube oil purifier with replaceable cartridge

Fresh water cooled lube oil cooler

Manual oil pump, pre-lubricate the engine and ensure good startability.

Fuel system

- In line injection pump with flanged electronic governor
- Three-level filter integrate electric fuel pump, water separated filter

Air intake and exhaust system

- Exhaust manifold and turbocharger shield for heat isolate
- Air filter and compressor pipe made in injection molding

Electrical system

- 24V electric starter motors and battery charging alternator

Flywheel and housing

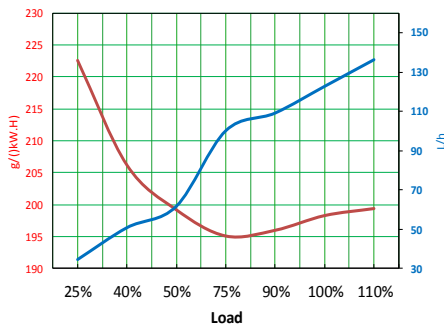
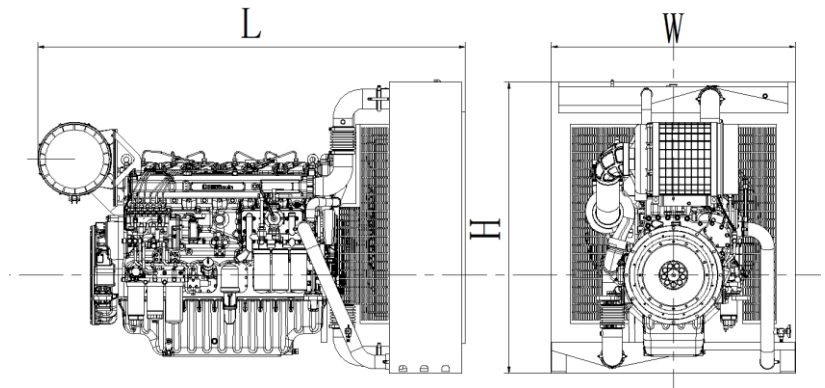
- SAE1 flywheel housing and 14" flywheel

	Continuous Power(COP)	Prime Power(PRP)	Standby Power(ESP)
Mean engine load factor	100%	≤70% per 250 h	≤80% per 24 h
Annual working time	Unlimited	Unlimited	≤200 h
Time at full load	Unlimited(Max. load≤0.85PRP)	≤500 h per year	≤25 h per year
Overload capacity	NO	1 h per 12 h(10% overload) ≤25h per year	No

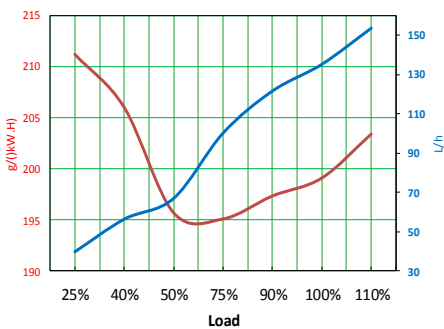
PowerKit Engine 6M33 Series

Dimensions and Weight

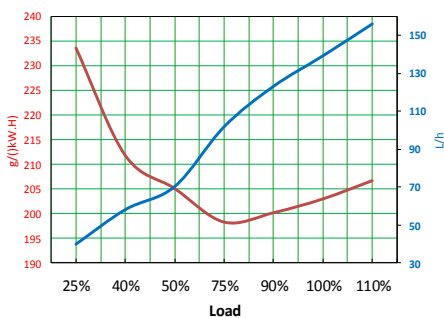
Length	2808 mm
Width	1600 mm
Height	1900 mm
Weight	2610 kg



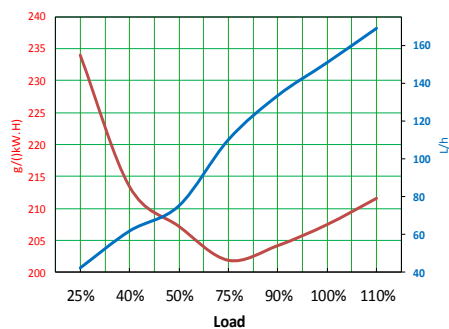
6M33G660/5e2-520kW/1500rpm



6M33G715/5e2-575kW/1500rpm



6M33G520/6e2-575kW/1800rpm



6M33G550/6e2-610kW/1800rpm

Power definition

Standard ISO 3046/1 -1995(F)

Reference conditions

Ambient temperature 25°C

Barometric pressure 100kPa

Relative humidity 30%

Fuel

Relative density 0.840kg/L

Lower calorific power 42 700 kJ/kg

Consumption tolerances ± 5 %

Lube oil

Recommend grade CF 15W/40