


# PowerKit Engine 6M26 Series

## General Specifications

Bore & Stroke	150x150 mm
Displacement	15.9 L
Cylinder Number	6
Compression Ratio	15.7:1
Fuel System	Mechanical Pump
Governor	Electronic
Aspiration	TA
Emission Standard	EU Stage II



Engine Speed	Engine Output		Typical Generator Output (ESP)
	Prime(PRP)	Standby(ESP)	
RPM	kWm	kWm	kWe/kVA
1500	406	447	400/500
1500	440	484	440/550

Engine Speed	Engine Output		Typical Generator Output(ESP)
	Prime(PRP)	Standby(ESP)	
RPM	kWm	kWm	kWe/kVA
1800	460	506	450/563
1800	506	556	500/625

## Standard Equipment

### Engine and block

- Cast-iron cylinder block with inspection door per cylinder
- Cast iron cylinder liners, wet type and replaceable valves guides and seats
- Separate cast iron cylinder heads equipped with 4 valves
- Hardened steel forged crankshaft with induction hardened journals, crankpins and radius
- Lube oil cooled light alloy pistons with high performance piston rings

### Cooling system

Thermostatically-controlled system with belt driven coolant pump and pusher fan

### Lubrication system

- Full flow screwable oil filters
- Lube oil purifier with replaceable cartridge

Fresh water cooled lube oil cooler

Manual oil pump, pre-lubricate the engine and ensure good startability.

### Fuel system

In line injection pump with flanged electronic governor  
Three-level filter integrated electric fuel pump, water separated filter

### Air Intake and exhaust system

Exhaust manifold and turbocharger shield for heat isolate  
Air filter and compressor pipe made in injection molding

### Electrical system

24V electric starter motors and battery charging alternator

### Flywheel and housing

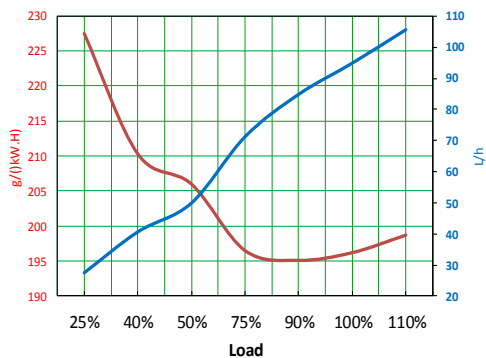
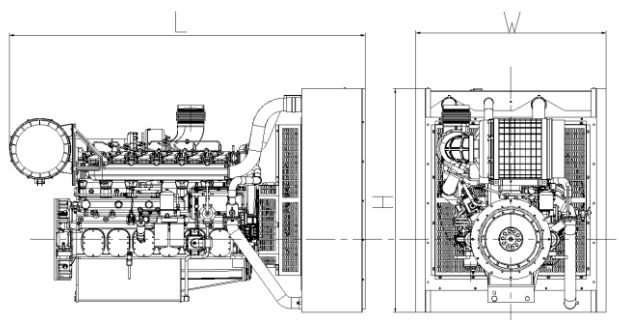
SAE1 flywheel housing and 14"flywheel

	Continuous Power(COP)	Prime Power(PRP)	Standby Power(ESP)
Mean engine load factor	100%	≤70% per 250 h	≤80% per 24 h
Annual working time	Unlimited	Unlimited	≤200 h
Time at full load	Unlimited(Max. load≤0.85PRP)	≤500 h per year	≤25 h per year
Overload capacity	NO	1 h per 12 h(10% overload) ≤25h per year	No

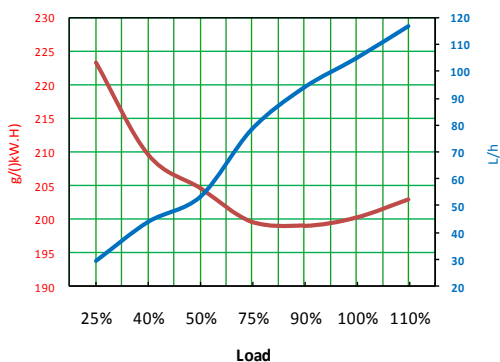
# PowerKit Engine 6M26 Series

## Dimensions and Weight

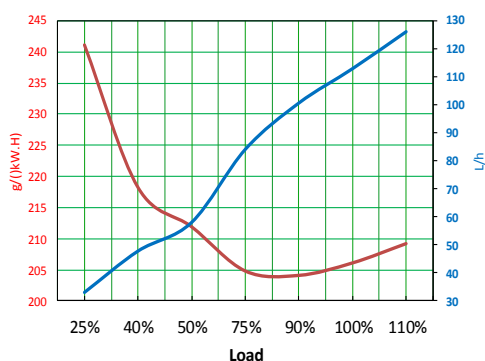
Length	2808 mm
Width	1500 mm
Height	1764 mm
Weight	2100 kg



6M26G500/5e2-406kW/1500rpm



6M26G550/5e2-440kW/1500rpm



6M26G400/6e2-460kW/1800rpm

### Power definition

Standard ISO 3046/1 -1995(F)

### Reference conditions

Ambient temperature 25°C

Barometric pressure 100kPa

Relative humidity 30%

### Fuel

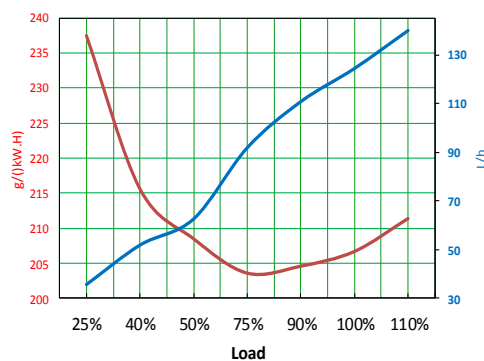
Relative density 0.840kg/L

Lower calorific power 42 700 kJ/kg

Consumption tolerances ± 5 %

### Lube oil

Recommend grade CF 15W/40



6M26G450/6e2-506kW/1800rpm

Manufacturer:  
Address:

SOCIETE INTERNATIONALE DES MOTEURS BAUDOIN  
Technoparc du Bregadan  
13260 Cassis, FRANCE  
<http://www.baudouin.com>